












# Factory Water System Diagram

## Ranson, West Virginia

### LEGEND

-  JEFFERSON UTILITIES INC. (JUI) WATER SUPPLY
-  WATER SOFTENING/REVERSE OSMOSIS TREATMENT PLANT
-  RAINWATER COLLECTION PONDS
-  CLOSED LOOP PRODUCTION SYSTEM
-  RAINWATER FROM PARKING LOTS, ROOFS AND OUTSIDE PAVED AREAS
-  STAFF AMENITIES (TOILETS, SINKS, AND SHOWERS)
-  WATER DISCHARGED FROM THE WATER TREATMENT PROCESS AND STAFF AMENITIES IS SENT TO THE CHARLES TOWN WASTEWATER TREATMENT PLANT.

-  WATER SUPPLY FROM JEFFERSON UTILITIES INC. (JUI) IS EITHER ROUTED DIRECTLY TO THE CAFETERIA, SHOWERS AND TOILETS, OR FLOWS INTO THE INSULATION PRODUCTION PROCESS. THAT PROCESS IS A CLOSED LOOP PRODUCTION SYSTEM.
-  WATER FROM THE RAINWATER COLLECTION PONDS PROVIDES ADDITIONAL WATER SUPPLY FOR THE PRODUCTION PROCESS.
-  RAINWATER IS COLLECTED FROM ROOFS, PARKING AREAS, AND OUTSIDE PAVED AREAS BEFORE BEING PIPED TO A RAINWATER COLLECTION POND AND REUSED AS A SOURCE FOR PRODUCTION, OR DISTRIBUTED TO A CONTROLLED OVERFLOW AREA.
-  SEWER LINE INCLUDES SANITARY DISCHARGE FROM STAFF AMENITIES AND DISCHARGE FROM THE WATER TREATMENT PLANT.

